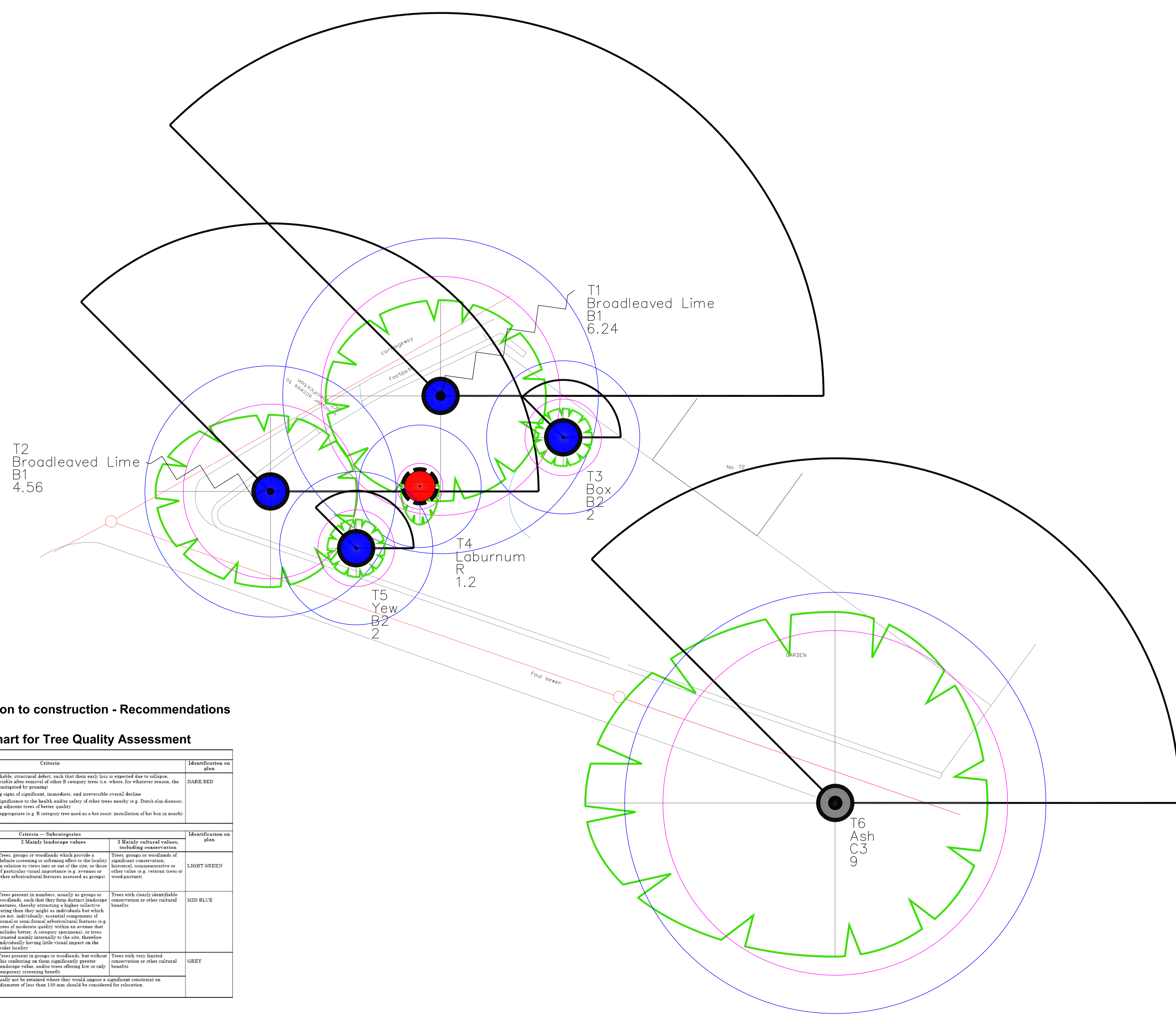
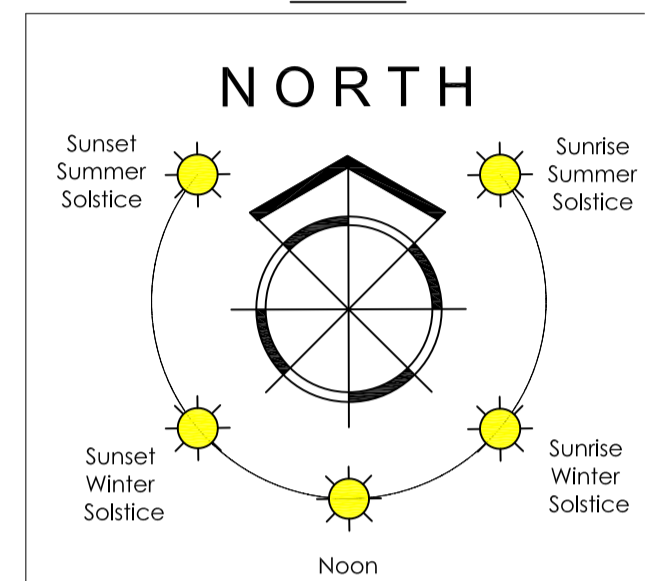


Small site 1

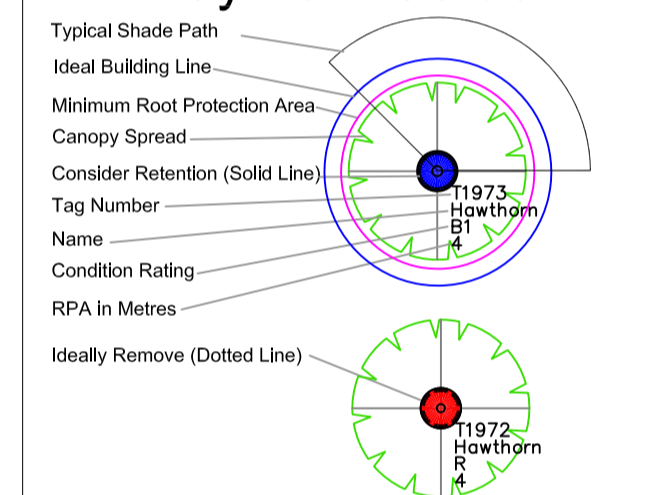


This plan should be viewed in **COLOUR** & read in conjunction with the **Tree Survey BA3256TS - dated 12/04/2011**. Available from Barnes and Associates at the address shown below.



Please do not scale from this drawing. All dimensions should be checked on site, any errors or divergences should be brought to the attention of Barnes and Associates at the address shown below.

Symbol Guide



BS5837 - Condition Rating Colour Code

- A - High Quality Tree.
- B - Moderate Condition Tree
- C - Low Quality Tree
- R - Poor Quality Tree

Those in such a condition that any existing value would be lost within 10 years and which should in the current context, be removed for reasons of sound arboricultural management.

BS5837:2005 Trees in relation to construction - Recommendations

Table 1 - Cascade Chart for Tree Quality Assessment

TREES FOR REMOVAL		Criteria	Identification on plan	
Category R Those in such a condition that any existing value would be lost within 10 years and which should in the current context, be removed for reasons of sound arboricultural management	<ul style="list-style-type: none"> • Trees that have a serious, irremediable, structural defect, such that their early loss is expected due to collapse, including those that will become unstable after removal of other R category trees (i.e. where, for whatever reason, the loss of companion shelter cannot be mitigated by pruning) • Trees that are dead or are showing signs of significant, immediate, and irreversible overall decline • Trees infected with pathogens of significance to the health and/or safety of other trees nearby (e.g. Dutch elm disease), or very low quality trees suppressing adjacent trees of better quality 	NOTE: Habitat reinstatement may be appropriate (e.g. R category tree used as a bat roost; installation of bat box in nearby tree).	DARK RED	
TREES TO BE CONSIDERED FOR RETENTION				
Category and definition	Criteria - Subcategories			Identification on plan
	1 Mainly arboricultural values	2 Mainly landscape values	3 Mainly cultural values, including conservation	
Category A Those of high quality and value in such a condition as to be able to make a substantial contribution (a minimum of 40 years is suggested)	Trees that are particularly good examples of their species, especially if rare or unusual, or essential components of groups, or of formal or semi-formal arboricultural features (e.g. the dominant and/or principal trees within an avenue)	Trees, groups or woodlands which provide a definite screening or softening effect to the locality in relation to views into or out of the site, or those of particular visual importance (e.g. avenues or other arboricultural features assessed as groups)	Trees, groups or woodlands of significant conservation, historical, commemorative or other value (e.g. veteran trees or wood-pasture)	LIGHT GREEN
Category B Those of moderate quality and value: those in such a condition as to make a significant contribution (a minimum of 30 years is suggested)	Trees that might be included in the high category, but are downgraded because of impaired condition (e.g. presence of remediable defects including anconapathetic past management and minor storm damage)	Trees present in numbers, usually as groups or woodlands, such that they form distinct landscape features, thereby attracting a higher collective rating than they might as individuals but which are not, individually, essential components of formal or semi-formal arboricultural features (e.g. trees of moderate quality within an avenue that includes better, A category specimens), or trees situated mainly internally to the site, therefore individually having little visual impact on the wider locality	Trees with clearly identifiable conservation or other cultural benefits	MID BLUE
Category C Those of low quality and value: currently in adequate condition to remain until new planting could be established (a minimum of 10 years is suggested), or young trees with a stem diameter below 150 mm	Trees not qualifying in higher categories	Trees present in groups or woodlands, but without this conferring on them significantly greater landscape value, and/or trees offering low or only temporary screening benefit	Trees with very limited conservation or other cultural benefits	GREY
NOTE: Whilst C category trees will usually not be retained where they would impose a significant constraint on development, young trees with a stem diameter of less than 150 mm should be considered for relocation.				

Client:
Mr Client

Site:
Deleted

Drawing Title:
BS5837:2005 Tree Survey Plan

Scale: **1:100 @ A1**
Drawing No: **BA32.....**
Date: **.....**

barnes & associates
landscape & arboricultural consultants

barnes & associates
rivermead - skilton rd - langthorpe
boroughbridge - ross sbz
t 01937 302911
f 01937 302999
m 0788 582563
e enquiries@barnesassociates.co.uk